

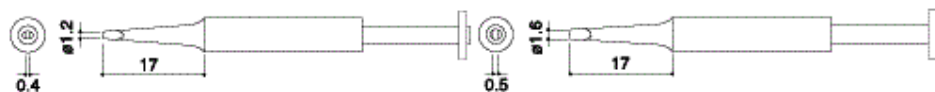
使用できるこて部 /900S, 900S-ESD

外径 ϕ 5.8mm

■D型

No.900S-T-1.2D

No.900S-T-1.6D



■C型

No.900S-T-1C

No.900S-T-2C



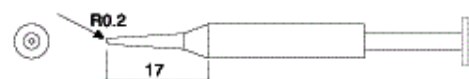
■B型

No.900S-T-B



■I型

No.900S-T-I



Mサイズ

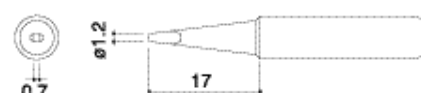
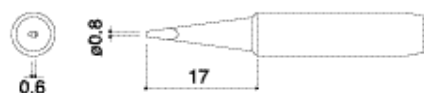
使用できるこて部 /900M, 900M-ESD, 907

外径 ϕ 6.5mm

■D型


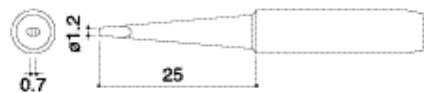
No.900M-T-0.8D

No.900M-T-1.2D



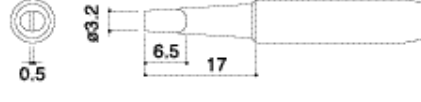
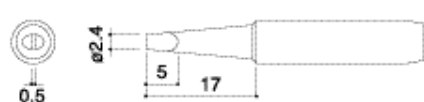
No.900M-T-1.2LD

No.900M-T-1.6D



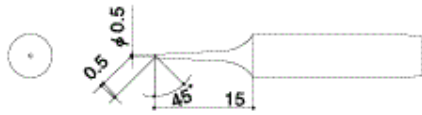
No.900M-T-2.4D

No.900M-T-3.2D

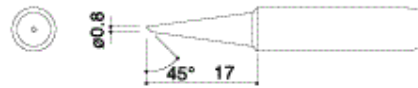


■C型

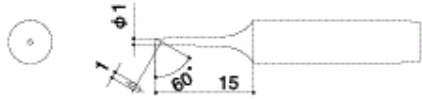
No. **900M-T-0.5C**



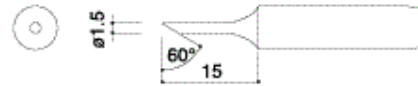
No. **900M-T-0.8C**



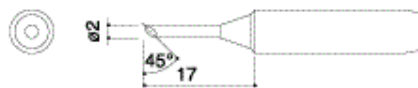
No. **900M-T-1C**
900M-T-1CF*



No. **900M-T-1.5CF***



No. **900M-T-2C**
900M-T-2CF*



No. **900M-T-3C**
900M-T-3CF*




No. **900M-T-4C**
900M-T-4CF*



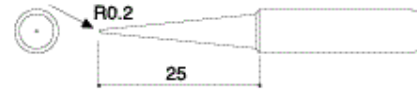
*カブト面のみはんだメッキをしております。

■ **B 型**

No. **900M-T-B** ※BF2は、はんだメッキが
900M-T-BF2 2mmとなります。



No. **900M-T-LB**



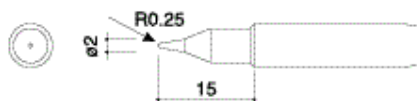
■ **SB 型**

No. **900M-T-SB**




■ **S 型**

No. **900M-T-S4**

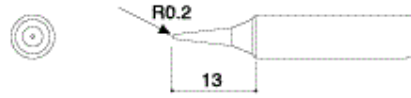


■ **I 型**

No. **900M-T-I**

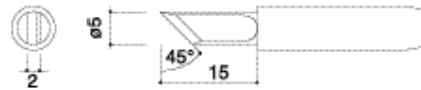


No. **900M-T-SI**



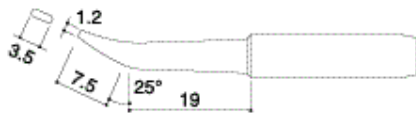
■ **K 型**

No. **900M-T-K**

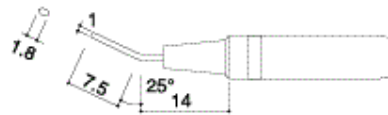


■ **H 型**

No. **900M-T-H**

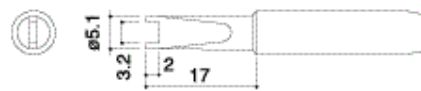


No. **900M-T-1.8H**



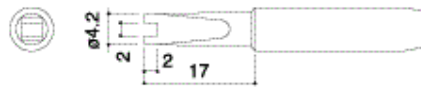
■ **R 型**

No. **900M-T-R**



■ **RT 型**

No. **900M-T-RT**




L サイズ

使用できる 部 / 900L, 900L-ESD, 908

外径 φ8.5mm

■ **D 型**

No. **900L-T-2.4D**

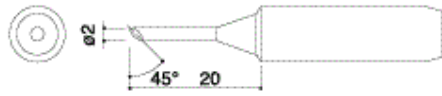


No. **900L-T-3.2D**

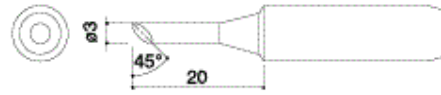


■ **C 型**

No. **900L-T-2C**
900L-T-2CF*



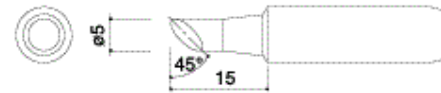
No. **900L-T-3C**
900L-T-3CF*



No. **900L-T-4C**
900L-T-4CF*




No. **900L-T-5C**
900L-T-5CF*




*カフト面のみはんだメッキをしております。

■B型

No. **900L-T-B**




No. **900L-T-2B**



■I型

No. **900L-T-I**



■K型

No. **900L-T-K**

